

# TEACHER SYMBOL - PROFESSIONAL IDENTITY TO THE TEACHER IN THE WORLD

## **Abstract**

*The teachers' existence is expected in the world for performing their role of teaching or educating the students. . So, the teachers and teaching profession is drawing attention from the world and their professional identity is need of the era. Scholars as well as researches have also initiated the same. There are various ways and means for giving professional identity to the teacher in the world. Establishment of a Symbol for identity of the teacher will be unique and wonderful. There are various organizations and professions having their specific visual identity in form of logo, symbol, motto statement, words etc, which are unique in the society and can establish unity in own endeavor. There are very few efforts found in the development of the teacher symbol in the world. So, there is need to develop the teacher symbol and the creators of the 'Teacher Symbol' have done a conscious attempt to create it.*

## **INTRODUCTION**

“Teachers who educate children deserve more honor than parents who merely gave birth; for bare life is furnished by the one, the other ensures a good life”

- Aristotle

The teachers are universal in nature. They are rendering major performance of shaping the human society and world. Their verbal as well as non-verbal behaviour are creating the learning environment and strongly influencing the students, which results in the future performance and deed of them. So, the teachers and teaching profession is drawing attention from the world and their professional identity is need of the era. Scholars as well as researches have also initiated the same. According to Beijaard et. al. (2003), “While it is clear that teachers' professional identity has emerged as a separate research area, it is, in our view, an area in which researchers conceptualize professional identity differently, investigate varying topics within the framework of teachers' professional identity, and pursue a diversity of goals... We argued for better conceptual clarity of these concepts. We also argued that more attention should be paid to the role of context in professional identity formation and to what counts as professional in teachers' professional identity.”

## **Author/s :**

**Mr. Subhash V. Makwana**

Assistant Professor,  
N. H. Patel College of  
Education, Anand,  
Dist-Anand, State-Gujarat.  
Email & Mobile No. :  
svmakwana@yahoo.co.in  
M : +91 9426410176

**Dr. Jignesh B. Patel**

Assistant Professor,  
Smt. S. I. Patel Ipcowala  
College of Education,  
Petlad, Dist-Anand, State-  
Gujarat  
E-mail & Mobile No. :  
jig\_har@yahoo.com  
M : +91 9429429550

## Teacher Symbol



### **NEED OF GLOBAL UNITY IN TEACHERS**

The teachers' existence is expected in the world for performing their role of teaching or educating the students. There are diversities in form of disciplines, levels, places and time of teaching. There are various disciplines like education, science, mathematics, humanities, commerce, law, performing arts, social services, technology, administration, medicine, engineering etc. All of these disciplines are working in isolation, but the education or knowledge covers all of the disciplines or subjects in integrated way.

There are different levels or stages of education like pre-primary, elementary, secondary, higher secondary, higher education, professional courses etc. The teachers are teaching the students and mutually depended on efforts of each other. When a student complete own education, efforts of all teachers reflects in behaviour. So, the teaching is a collaborative work in sequential order and effective performance of teacher is essential at every stage of education. If any teacher hasn't done enough effort at own stage, the student may remain weak and the teachers of later stage have to do more efforts. In this sense the teaching task considered as collaborative effort for shaping the human society.

The teachers are teaching at different places like rural, urban; state, nation etc. They performs in a particular context and prepares students. When the student complete own education, start to utilize learning in the society. Here the place of such utilization would not be in that particular context only or pre-decided. The student may utilize it anywhere in the world. So, the teachers of various places are not working for their specific context only, but for the whole world.

The teachers are performing their task of teaching in different times like- past, present and future. The teaching or education of the student influences by the flow of society in every times. The teachers have performed their role in past, performing at present and will perform in future also. We cannot desperated all of these times. The teaching in different times is sequential and cumulative in chronological order and none can break it at a specific point.

### **NEED OF ROLE PERCEPTION FOR TEACHERS**

The teachers are performing their role in different manners as they perceive. There is a need of a common identity and role perception for teachers. Apart from a human being they should be aware about their specific existence and behave in the same manner. They have to acknowledge about themselves and receive recognition and respect from the society as well.

### **IDENTITY OF TEACHER AND TEACHING PROFESSION**

There are various ways and means for giving professional identity to the teacher in the world. Establishment of a Symbol for identity of the teacher will be unique and wonderful. There are various organizations and professions having their specific visual identity in form of logo, symbol, motto statement, words etc, which are unique in the society and can establish unity in own endeavour. Different organizations like UNESCO, World Health Organization (WHO), United Nations Organization (UNO), United Nations Children's Fund (UNICEF) and World Bank have their own logo; whereas the concepts like Human Right and Peace have also their identity in form of logo or symbols. The professions like Medicine and Law have their identity in such form at national and international level. The teachers are playing pivot role in education and it is inevitable to denote symbol to this profession's unique and prestigious identity at international level. UNESCO and International Labor Organization (ILO) (2008) recommended in concern of Status of Teachers and given guiding principles. Under fifth guiding principle they stated as, "The status of teachers should be commensurate with the needs of education as assessed in the light of educational aims and objectives; it should be recognized that the proper status of teachers and due public regard for the profession of teaching are of major importance for the full realization of these aims and objectives."

Poisson (2009) revealed that, "The sagging status and dignity of the teacher is matter of serious concern..."

Each profession has certain values and ethics. The teaching profession too has its own ethics. Adherence to these professional ethics can contribute significantly to enhancing their status and self-esteem and increasing respect for the profession in the society.” In this concern a ‘Teacher Symbol’ has been developed and offered to Teacher and Teaching profession to establish identity and status in the world utilizing different concepts concurrent to concept and role performance of Teacher.

There are very few efforts found in the development of the teacher symbol in the world. We can find different ‘Teacher Symbols’ like Japanese teacher symbol in Kanji fonts as ‘先生’ (Sensei) and Chinese teacher symbols as ‘老師’ (Laoshi) as well as ‘师’ (Shi1). These symbols are nation specific and containing very few concepts of teacher and teaching profession. They are fulfilling very less characteristics of being a symbol. So, there is need to develop the teacher symbol and the creators of the ‘Teacher Symbol’ have done a conscious attempt to create it.

### CREATION OF ‘TEACHER SYMBOL’

The symbol creators/designers have make a conceptual journey and created a ‘Teacher Symbol’. They have collaboratively thought about it, referred concerned literature and discussed various aspects of the concept of Teacher, Teaching profession and criteria of a Symbol. In the journey of creating this symbol various ideas came in their mind. It was tried to create on paper for many times and the symbol formed. Then they have created in computer using Paint, Photoshop and CorelDraw. As a result this Teacher Symbol evolved. The thickness of the line of this symbol is 35 point in black colour in white background in CorelDraw. The parts of this symbol accomplishing the various concepts were also created by the creators.

### ENGLISH LANGUAGE


#### English Word ‘Teacher’

Human beings are communicating in society with the use of language and speaking the language of their own surrounding or the widely spoken languages. From the Encyclopedia Britannica (2013) it was found that the ranking of most widely spoken languages in

the world is English, Mandarin, Hindi/Urdu, Spanish, Russian/Belarusian, Arabic etc. Here the English language is at the first rank as per number of speakers in the world. English is lingua franca. It is a language of knowledge, which is performing the role of an international link language. The global society is using it in politics, science, technology, education, communication, trade, international deed etc. It is enjoying higher rank having maximum number of speakers in many countries of the world. It is enjoying the higher status in the global society for communication in the world in general and education in particular. The designers of ‘Teacher Symbol’ have taken it into consideration and derived its design philosophy from English language of the Latin script. The English word ‘teacher’ is also worldwide having universal identity and usage. The designers of the teacher symbol have concentrated on this English word ‘TEACHER’ in creation of this symbol.

#### Abbreviation of word ‘Teacher’ as ‘Tr’ in Cursive Writing

This word manipulated as abbreviation considering the first letter of the word ‘T’ and last letter ‘r’ in a short form as ‘Tr’. The Doctors in medicine profession using short form like ‘Dr.’, ‘Er.’ for Engineers and Chartered Accounts have recently started using short form ‘CA’ as initial for their identity. So the Teacher community can also use the initial ‘Tr.’ for their identity as ‘Teacher’.



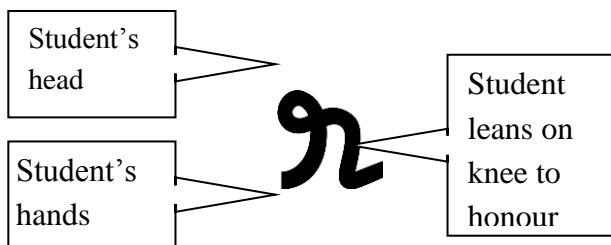
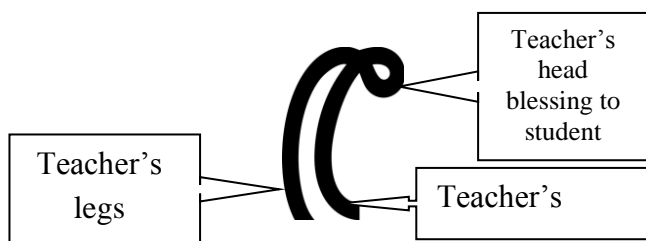
There are different types of scripts as well as computer fonts in cursive writing in English language and the society is utilizing those scripts. One can write ‘Tr’ in cursive writing in those Microsoft Word fonts like ‘Tr’ (Gigi font), ‘Tr’ (Magneto font), ‘Tr’ (Palace Script MT font), ‘Tr’ (Vivaldi font) etc. The symbol creators have manipulated abbreviation ‘Tr’ and created on paper in English cursive writing as ‘Tr’, where the ‘T’ is ‘T’ and ‘r’ is ‘r’. The derived letters ‘Tr’ of the word ‘Teacher’ conveys the association with the symbol. Thus, the ‘Teacher’ word of English language of Latin script as well as short form ‘Tr’ and the derived symbol are acceptable for the world society. The teacher symbol is applicable at world level because it is in widely spoken language

‘English’. It is breaking the borders of languages in the world, because whenever anyone goes to use it, they can create this symbol and read in English as well as their own language.

## ATTACHMENT BETWEEN TEACHER AND STUDENT

### ➤ Honour to Teacher by Student

The teacher educating students for their wellbeing, whereas the students also following the teacher. The student honours and respects the teacher through leaning or bowing towards teacher. The teacher also tries to make the student stand up. The student looks like bowing towards the teacher; it means doesn't insignificant, but receiving education only. The student respects the teacher at the time of admission, process of learning and leaving the teacher. At the time of admission the student asks to the teacher to accept oneself for education, learns faithfully during process of education in company of teacher and at the time of leaving the teacher after completion of education presents gratitude to teacher. The teacher also blesses student for wellbeing. This concept is also covered in this symbol. One can visualize it in this symbol ‘G’ and its two sketches of both of them as the sketch ‘२’ as student and ‘C’ as teacher. This symbol stands for whole system of education as well as applicable at its every stage.



### ➤ Holding Hands to Uplift

While observing the symbol, one can visualize teacher and student's 'hands in hands' at the bottom of this symbol. The 'hands in hands' indicates healthy

relationship and attachment between teacher and student. The symbol shows teacher's help to the student in the field of education, which is new for student. The student has less experience about the path of education and life, while teacher shows path for further move and teach them different steps of education and life. The teacher expresses affection to student and doesn't let lean, but make stand up with supports of own hands, through holding up student's hands. In this way the teacher supports and prepares to strengthen the student on own legs. Teacher prepares the student to live healthy life and to perform duties rendered by the society. A teacher is the only person, who shows the correct direction and lead to the right path of progressive life. This interpretation also exhibits full love and healthy student- teacher relationship in this symbol.

The teacher and student holds hands at the bottom of the symbol means the student is at a specific level and the teacher reaches to that level and provides education.

### ➤ Student's Eagerness to Learn

The student's face is raised up towards the teacher in the symbol. It interprets as the student is ready to learn and eager to receive education. It results in attentive behaviour and constant learning.

### ➤ Gravitational Pull

The sketches of teacher and student in this symbol indicate attachment forever towards each other. The teacher and student moves in the world for their own deed. Whenever they move alone, they moves being straight, while they assemble to each other, there occurs a gravitational pull. Both of the teacher and student affectively attracts towards each other and due to such attraction and gravitational pull, they leans to each other. Such interpretation is also visualizing in this teacher symbol.

## FIRM TEACHER IN TRIPOD

The curved line of symbol has three bases and balanced through tripod which makes it firm and stable. Beginning of the curve is straight, comparing to other two bases. It means the first base i.e. teacher's legs are firm and stable, which is balancing the other two bases. If we remove the first base, then the other

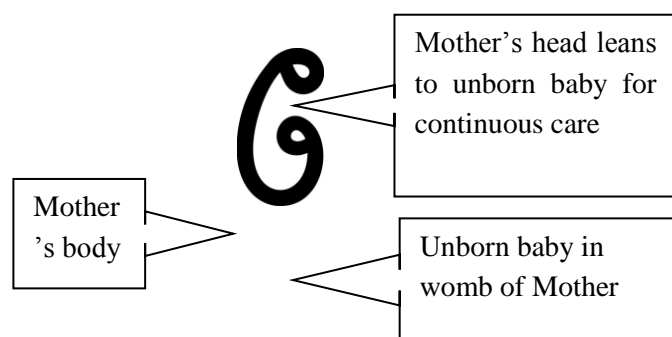
two bases will fall down. So, the firmness of teacher's legs is inevitable and it exists in this teacher symbol.

### UNBORN BABY IN WOMB OF MOTHER

#### ➤ Teacher as an Emotional Mother

Teacher is just like a mother and student is a fetus (unborn baby) in her (teacher's) womb at the time of learning. Mother takes care of her unborn baby, when it grows in her womb. She takes care about own diet and thoughts for the sake of baby. She takes nutritious and good food to maintain better health. At this stage, she lives in company of holy atmosphere, good persons, holy and personality oriented books or literature and music. She preserves mental health and always be in pleasant mood. In the same way the teacher is an emotional mother for student and the student is in the conceptual womb of teacher during the process of education. Just like a mother the teacher takes care of the student in such own womb. Teacher takes nutritious and good food in form of reading books, discussion with others and utilizing available resources to learn and strengthen teaching. The teacher be in company of good literature and behaves with holiness, so that it may reflect in the behaviour of student. Teacher preserves own mental as well as physiological health for the sake of student's wellbeing. Mother takes prescription from the doctor for the progressive growth and development of the unborn baby in the womb.

Teacher also takes prescriptions from the experts, educationists, literatures, researches etc. for betterment of the student. Even the teacher takes part in seminars, workshops, training programmes, projects, research works etc.



Consciously or unconsciously the unborn baby in the womb of mother is at the centre in thoughts, speech and action all day and night. Even she takes more care than own for the promotional stage of baby to getting birth. The health of that baby depends on the care taken by the mother. In the same manner, teacher also be conscious about own thoughts, speech and action all day and night for better learning and promotion of students to the proceeding stage. Teacher takes care of own behaviour in presence of student as well as in their absence too.

#### ➤ Conceptual Birth to Child

Mother cares about the child and after a period of time -around nine months- a baby gets birth with enough growth and development. Teacher also cares of student's all-round development. After a period of time, student proceeds to promotional stage. At the time of completion of the grade/standard/year in around ten months or one/two/three/four/five years, the student gets emotional birth. So, the teacher is an emotional mother and student is an unborn baby in teacher's conceptual womb. This matter is also exhibiting through a part of this symbol in a sketch 'G' of an unborn baby in the womb of mother.

### TEACHER SYMBOL IN COLOUR AND CIRCLE

The teacher symbol has been given colours too. The colours utilized are yellow, white and sky-blue, which have their specific metaphor.

#### ➤ Yellow Colour

The Yellow colour is metaphor of knowledge. The yellow colour is in the head of the teacher, which reveals that the teacher's head is full of knowledge and it is oozing towards the student.

#### ➤ White Colour

The White indicates emptiness, purity and containing seven colours i.e. violet, indigo, blue, green, yellow, orange and red (VIBGYOR). The student's head or mind filled up with white colour. It means the student's head is empty. The emptiness doesn't mean nothing is there in student's mind. It has the knowledge of entry level; even it has the space for receiving new knowledge. Having eagerness, it is ready to receive and bear the knowledge oozed from the teacher's head. Apart from it, the white colour is colour of purity and the student is ready to grasp



knowledge with purity of mind. There is another meaning also as the white colour contains seven colours i.e. VIBGYOR, which interprets as various fields of education.

#### ➤ **Sky-blue Colour**

The Sky-blue colour indicates broadness as well as colour of Globe visualizing from space and colour of sky/space from the globe. The sky-blue colour indicates colour of sky/space. It means teacher and student exists everywhere on earth as well as in space also and both of them -teacher and student- are universal in nature. The teacher and student in sky-blue colour indicates entire relationship between them in wide range of openness with broadness of mind. They interact with each other and whole process going on in broadness and depth.

#### ➤ **Circle**

The Circle indicates shape of Earth as well as boundary in form of society. The teacher symbol is in circle, which tells that the earth is full of teachers. The circle of the symbol also looks like society; it means human society as well as every types of earth has society on earth has teachers and students. The teaching-learning process goes on the world over, where every human being undergoes through informal, non-formal and formal way of learning. The process of education is going on in the whole world, so the whole world or Globe is full of teachers and students.



#### **‘G’ AND ‘e’ LETTERS**

##### ➤ **Letter ‘G’ for ‘Globe’**

The teaching-learning process goes on the world over, where every human being undergoes through informal, non-formal and formal way of learning. The process of education is going on in the whole world, so the whole world or Globe is full of teachers and students. The symbol includes the letter ‘G’ also as script ‘G’, which represents the ‘Global teachers and students’.

##### ➤ **Letter ‘G’ for ‘Guru’**

The script of ‘G’ as ‘G’ also stands for the word ‘Guru’. This word is from Sanskrit language and accepted in the English Dictionary. The word ‘Guru’

has two meanings: one is ‘Teacher’ and another is ‘Greater or Bigger than others’. The symbol is corresponding to both of these concepts.

##### ➤ **Letter ‘e’ for ‘education’**

The English letter ‘e’ is also included in this symbol as ‘C’. The ‘e’ letter stands for ‘education’.

#### **EASY TO ADAPT AS A SYMBOL**

##### ➤ **Covering the Concept of Teacher**

This teacher symbol is covering and containing all of the concepts of teacher’s role and teaching profession. All of the human being of the world can recognise it quickly and identify easily with visualization of the expected behaviour of teacher.

##### ➤ **Easy and Aesthetic Single Line Drawing**

The symbol can depart from the central base line in two horizontal shapes, where the second shape’s height is half than the first one having the equal length. Both of the shapes look like mirror image. It is created with a continued up and down curved line design in two directions as a freehand drawing. It is an effortless design of the symbol. If anyone wants to create this symbol, has to draw from left hand to right hand direction as shown in the picture. Its shape is very easy to reproduce on a paper, because it is in a single line and one can manipulate without lifting pen from the paper. They can recall it with easiness of its recognition and visualization and represent at ease as it is. In this sense it is very easy to adapt. In this consideration it is fulfilling the characteristics and criteria of being a symbol. It bulges in two directions and looks beautiful, aesthetic, delightful and attractive with possession of the concept of teacher.

#### **ESTABLISHMENT OF UNITY IN TEACHERS**

The teacher symbol is breaking the diversity of teacher’s identity for a specific discipline and can spread feelings of common to all subjects. It is applicable to teachers of all of the levels/stages as well as different places. It is covering concepts of teachers’ role and teaching performance and applicable in all times i.e. past, present and future. In this sense the teacher symbol is breaking the boundaries of disciplines, levels, places or time and establishing common platform to all types of teachers. It is bringing equality among all Teachers as well as

all human being of the world. In this manner it is supporting in the globalization on this earth.

### ANSWER OF 'WHO AM I?'

The 'Teacher Symbol' containing the concept of teacher and teaching profession. When any teacher observes this symbol, one can accept it and find oneself in it. If they are duly performing their duty, then they will be satisfy and strengthen their performance and carry on their role. If they aren't performing proper role and consciously or unconsciously missing some behaviour, then they will acknowledge and modify through observation of this symbol. Thus, this symbol is expressing about the teachers' role performance and getting the answer of 'Who am I?'



Students are also be conscious about own desirable behaviour as student. They acknowledge about the status and dignity of respected teachers, which results in honour to teachers. In this way, when they receive education, will become civilized individual of the society. Such individuals will form healthy global society.

### IMPLEMENTATION

This Teacher symbol is very neat and legible to reproduce as same or smaller sizes. There are various professions on the earth like Medicine, Law, Media, Defense, etc. The symbol establishes association and relationship with other professions across the globe. The symbol can use as special character in computer fonts. It is applicable to draw, print or create for different purposes also. Educational organizations can utilize it in their own logo as well as on their letterhead and in the identity card of teachers. It is useful for teacher's own identity as well as they can create it easily instead of writing the word 'Teacher'. They can use it as their initial as 'G.'. They can create or stick it on their name plates, visiting cards, vehicles etc. Even memento can be created for honouring teacher. They can honour individuals other than education also in this way for their best services in education.

### CONCLUSION

Recognizing the dignity and status of teaching profession, a humble attempt has been made to establish identity of 'Teacher' in the global society. Enough care has been taken in the development of the Teacher Symbol. It is communicating the message of 'Teacher' with different interpretations in form of script and sketches. Its design philosophy derived from English word 'Teacher'. Sketches of teacher and student are visualizing in the symbol. It indicates teacher and student's universal existence on the earth. It covers the concept of teacher as a mother and student is an unborn baby in womb of mother. The colourful creation is also possible with right interpretation. It is aesthetic and single line drawing, where teacher looks firm in tripod. It is very easy to create and interpret, so it is easy to adapt. It is establishing direct relationship with the role of teaching profession. It is unique and easily identifiable and easily manipulate. It is aesthetic, pleasing, legible, visible, readable, complete, universal identity and applicable to computer also. It is breaking the boundaries of identity of teachers at various disciplines, levels, places and time. Even the teachers find themselves in this symbol and acknowledges about right path of their task. The global society can utilize it for the purpose of establishing identity of teacher in the world. Having such characteristics the teacher symbol is applicable to the Teacher and Teaching profession for healthy progress and development of the global society.

### REFERENCES

- Beijaard, D. et. al. (2003). 'Reconsidering Research on Teachers' Professional Identity'. In Clandinin, J. et. al. (ed.) (2004). 'Teaching and Teacher Education'. Online Journal Vol. 20. p. 107-128. USA: Elsevier Inc. Retrieved January 13, 2012, from <http://eitonlinetest.eit.ac.nz>.
- Encyclopedia Britannica. (2013). 'Most widely spoken languages'. Retrieved February 26, 2013, from <http://www.britannica.com>.
- Poisson, M. (2009). 'Guideline for the Design and Effective Use of Teacher Codes of Conduct'. Paris: International Institute for Educational Planning – UNESCO. Retrieved August 09, 2012, from [www.iiep.unesco.org](http://www.iiep.unesco.org).

UNESCO. and ILO. (2008). 'The ILO/UNESCO Recommendation concerning the Status of Teachers (1966) and The UNESCO Recommendation concerning the Status of Higher-Education Teaching Personnel (1997)' Paris: UNESCO. Retrieved August 15, 2012, from [www.unesdoc.unesco.org](http://www.unesdoc.unesco.org).

\*\*\*\*\*